

Union Calendar No.

108TH CONGRESS
1ST SESSION

H. CON. RES. _____

[Report No. 108-]

Establishing the congressional budget for the United States Government for fiscal year 2004 and setting forth appropriate budgetary levels for fiscal years 2003 and 2005 through 2013.

IN THE HOUSE OF REPRESENTATIVES


MARCH , 2003

Mr. NUSSLE, from the Committee on the Budget, reported the following concurrent resolution; which was referred to the Committee of the Whole House on the State of the Union and ordered to be printed

CONCURRENT RESOLUTION

Establishing the congressional budget for the United States Government for fiscal year 2004 and setting forth appropriate budgetary levels for fiscal years 2003 and 2005 through 2013.

- 1 *Resolved by the House of Representatives (the Senate*
2 *concurring),*



1 **SECTION 1. CONCURRENT RESOLUTION ON THE BUDGET**
2 **FOR FISCAL YEAR 2004.**

3 (a) DECLARATION.—The Congress declares that the
4 concurrent resolution on the budget for fiscal year 2004
5 is hereby established and that the appropriate budgetary
6 levels for fiscal years 2003 and 2005 through 2013 are
7 hereby set forth.

8 (b) TABLE OF CONTENTS.—The table of contents for
9 this concurrent resolution is as follows:

Sec. 1. Concurrent resolution on the budget for fiscal year 2004.

TITLE I—RECOMMENDED LEVELS AND AMOUNTS

Sec. 101. Recommended levels and amounts.

Sec. 102. Major functional categories.

TITLE II—RECONCILIATION

Sec. 201. Reconciliation in the House of Representatives.

TITLE III—RESERVE FUNDS

Subtitle A—Reserve Funds for Legislation Assumed in Budget Aggregates

Sec. 301. Reserve fund for medicaid.

Sec. 302. Reserve fund for bioshield.

Subtitle B—Contingency Procedure for Legislation Not Assumed in Budget
Aggregates

Sec. 311. Contingency procedure for surface transportation.


Subtitle C—Implementation of Reserve Funds

Sec. 321. Application and effect of changes in allocations and aggregates.

TITLE IV—BUDGET ENFORCEMENT

Sec. 401. Restrictions on advance appropriations in the House.

Sec. 402. Compliance with section 13301 of the Budget Enforcement Act of
1990.



1 **TITLE I—RECOMMENDED**
2 **LEVELS AND AMOUNTS**


3 **SEC. 101. RECOMMENDED LEVELS AND AMOUNTS.**

4 The following budgetary levels are appropriate for
5 each of fiscal years 2003 through 2013:

6 (1) FEDERAL REVENUES.—For purposes of the
7 enforcement of this resolution:

8 (A) The recommended levels of Federal
9 revenues are as follows:

10	Fiscal	year	2003:
11	\$1,323,729,000,000.		
12	Fiscal	year	2004:
13	\$1,350,138,000,000.		
14	Fiscal	year	2005:
15	\$1,519,267,000,000.		
16	Fiscal	year	2006:
17	\$1,662,729,000,000.		
18	Fiscal	year	2007:
19	\$1,793,142,000,000.		
20	Fiscal	year	2008:
21	\$1,902,740,000,000.		
22	Fiscal	year	2009:
23	\$2,017,385,000,000.		
24	Fiscal	year	2010:
25	\$2,130,867,000,000.		



1 Fiscal year 2011:
2 \$2,235,796,000,000.

3 Fiscal year 2012:
4 \$2,364,426,000,000.

5 Fiscal year 2013:
6 \$2,502,635,000,000.

7 (B) The amounts by which the aggregate
8 levels of Federal revenues should be reduced are
9 as follows:

10 Fiscal year 2003: \$36,105,000,000.
11 Fiscal year 2004: \$116,232,000,000.
12 Fiscal year 2005: \$97,759,000,000.
13 Fiscal year 2006: \$77,943,000,000.
14 Fiscal year 2007: \$60,024,000,000.
15 Fiscal year 2008: \$60,237,000,000.
16 Fiscal year 2009: \$60,945,000,000.
17 Fiscal year 2010: \$62,175,000,000.
18 Fiscal year 2011: \$191,700,000,000.
19 Fiscal year 2012: \$285,353,000,000.
20 Fiscal year 2013: \$301,575,000,000.

21 (2) NEW BUDGET AUTHORITY.—For purposes
22 of the enforcement of this resolution, the appropriate
23 levels of total new budget authority are as follows:

24 Fiscal year 2003: \$1,790,046,000,000.
25 Fiscal year 2004: \$1,833,379,000,000.



1 Fiscal year 2005: \$1,945,086,000,000.

2 Fiscal year 2006: \$2,066,138,000,000.

3 Fiscal year 2007: \$2,163,834,000,000.

4 Fiscal year 2008: \$2,262,530,000,000.

5 Fiscal year 2009: \$2,356,013,000,000.

6 Fiscal year 2010: \$2,444,106,000,000.

7 Fiscal year 2011: \$2,559,262,000,000.

8 Fiscal year 2012: \$2,660,496,000,000.

9 Fiscal year 2013: \$2,784,115,000,000.

10 (3) BUDGET OUTLAYS.—For purposes of the
11 enforcement of this resolution, the appropriate levels
12 of total budget outlays are as follows:

13 Fiscal year 2003: \$1,776,895,000,000.

14 Fiscal year 2004: \$1,847,707,000,000.

15 Fiscal year 2005: \$1,939,000,000,000.

16 Fiscal year 2006: \$2,038,048,000,000.

17 Fiscal year 2007: \$2,127,443,000,000.

18 Fiscal year 2008: \$2,226,263,000,000.


19 Fiscal year 2009: \$2,324,692,000,000.

20 Fiscal year 2010: \$2,416,407,000,000.

21 Fiscal year 2011: \$2,538,165,000,000.

22 Fiscal year 2012: \$2,625,454,000,000.

23 Fiscal year 2013: \$2,757,585,000,000.



1 (4) DEFICITS (ON-BUDGET).—For purposes of
2 the enforcement of this resolution, the amounts of
3 the deficits (on-budget) are as follows:

4 Fiscal year 2003: \$453,166,000,000.

5 Fiscal year 2004: \$497,569,000,000.

6 Fiscal year 2005: \$419,733,000,000.

7 Fiscal year 2006: \$375,319,000,000.

8 Fiscal year 2007: \$334,301,000,000.

9 Fiscal year 2008: \$323,523,000,000.

10 Fiscal year 2009: \$307,307,000,000.

11 Fiscal year 2010: \$285,540,000,000.

12 Fiscal year 2011: \$302,369,000,000.

13 Fiscal year 2012: \$261,028,000,000.

14 Fiscal year 2013: \$254,950,000,000.

15 (5) DEBT SUBJECT TO LIMIT.—Pursuant to
16 section 301(a)(5) of the Congressional Budget Act
17 of 1974, the appropriate levels of the public debt are
18 as follows:

19 Fiscal year 2003: \$6,687,000,000,000.

20 Fiscal year 2004: \$7,264,000,000,000.


21 Fiscal year 2005: \$7,790,000,000,000.

22 Fiscal year 2006: \$8,290,000,000,000.

23 Fiscal year 2007: \$8,753,000,000,000.

24 Fiscal year 2008: \$9,210,000,000,000.

25 Fiscal year 2009: \$9,651,000,000,000.



1 Fiscal year 2010: \$10,076,000,000,000.

2 Fiscal year 2011: \$10,521,000,000,000.

3 Fiscal year 2012: \$10,931,000,000,000.

4 Fiscal year 2013: \$11,336,000,000,000.

5 (6) DEBT HELD BY THE PUBLIC.—The appro-
6 priate levels of debt held by the public are as follows:

7 Fiscal year 2003: \$3,858,000,000,000.

8 Fiscal year 2004: \$4,179,000,000,000.

9 Fiscal year 2005: \$4,412,000,000,000.

10 Fiscal year 2006: \$4,585,000,000,000.

11 Fiscal year 2007: \$4,697,000,000,000.

12 Fiscal year 2008: \$4,777,000,000,000.

13 Fiscal year 2009: \$4,821,000,000,000.

14 Fiscal year 2010: \$4,823,000,000,000.

15 Fiscal year 2011: \$4,824,000,000,000.

16 Fiscal year 2012: \$4,768,000,000,000.

17 Fiscal year 2013: \$4,690,000,000,000.

18 **SEC. 102. MAJOR FUNCTIONAL CATEGORIES.**

19 The Congress determines and declares that the ap-
20 propriate levels of new budget authority and outlays for
21 fiscal years 2003 through 2013 for each major functional
22 category are:

23 (1) National Defense (050):

24 Fiscal year 2003:



1 (A) New budget authority,
2 \$392,494,000,000.

3 (B) Outlays, \$386,229,000,000.

4 Fiscal year 2004:

5 (A) New budget authority,
6 \$400,546,000,000.

7 (B) Outlays, \$400,916,000,000.

8 Fiscal year 2005:

9 (A) New budget authority,
10 \$420,071,000,000.

11 (B) Outlays, \$414,237,000,000.

12 Fiscal year 2006:

13 (A) New budget authority,
14 \$440,185,000,000.

15 (B) Outlays, \$426,011,000,000.

16 Fiscal year 2007:

17 (A) New budget authority,
18 \$460,435,000,000.


19 (B) Outlays, \$438,656,000,000.

20 Fiscal year 2008:

21 (A) New budget authority,
22 \$480,886,000,000.

23 (B) Outlays, \$462,861,000,000.

24 Fiscal year 2009:



1 (A) New budget authority,
2 \$494,067,000,000.

3 (B) Outlays, \$480,650,000,000.

4 Fiscal year 2010:

5 (A) New budget authority,
6 \$507,840,000,000.

7 (B) Outlays, \$497,348,000,000.

8 Fiscal year 2011:

9 (A) New budget authority,
10 \$522,103,000,000.

11 (B) Outlays, \$516,338,000,000.

12 Fiscal year 2012:

13 (A) New budget authority,
14 \$536,531,000,000.

15 (B) Outlays, \$523,884,000,000.

16 Fiscal year 2013:

17 (A) New budget authority,
18 \$551,323,000,000.

19 (B) Outlays, \$543,541,000,000.

20 (2) International Affairs (150):

21 Fiscal year 2003:

22 (A) New budget authority,
23 \$22,506,000,000.

24 (B) Outlays, \$19,283,000,000.

25 Fiscal year 2004:



1 (A) New budget authority,
2 \$24,747,000,000.

3 (B) Outlays, \$23,676,000,000.

4 Fiscal year 2005:

5 (A) New budget authority,
6 \$28,626,000,000.

7 (B) Outlays, \$24,128,000,000.

8 Fiscal year 2006:

9 (A) New budget authority,
10 \$31,082,000,000.

11 (B) Outlays, \$25,608,000,000.

12 Fiscal year 2007:

13 (A) New budget authority,
14 \$32,262,000,000.

15 (B) Outlays, \$27,409,000,000.

16 Fiscal year 2008:

17 (A) New budget authority,
18 \$33,107,000,000.


19 (B) Outlays, \$28,389,000,000.

20 Fiscal year 2009:

21 (A) New budget authority,
22 \$33,759,000,000.

23 (B) Outlays, \$29,398,000,000.

24 Fiscal year 2010:



1 (A) New budget authority,
2 \$34,445,000,000.

3 (B) Outlays, \$30,221,000,000.

4 Fiscal year 2011:

5 (A) New budget authority,
6 \$35,294,000,000.

7 (B) Outlays, \$31,065,000,000.

8 Fiscal year 2012:

9 (A) New budget authority,
10 \$36,128,000,000.

11 (B) Outlays, \$31,873,000,000.

12 Fiscal year 2013:

13 (A) New budget authority,
14 \$36,985,000,000.

15 (B) Outlays, \$32,737,000,000.

16 (3) General Science, Space, and Technology
17 (250):

18 Fiscal year 2003:


19 (A) New budget authority,
20 \$23,153,000,000.

21 (B) Outlays, \$21,556,000,000.

22 Fiscal year 2004:

23 (A) New budget authority,
24 \$22,771,000,000.

25 (B) Outlays, \$22,348,000,000.



1 Fiscal year 2005:

2 (A) New budget authority,
3 \$23,591,000,000.

4 (B) Outlays, \$23,082,000,000.

5 Fiscal year 2006:

6 (A) New budget authority,
7 \$24,344,000,000.

8 (B) Outlays, \$23,690,000,000.

9 Fiscal year 2007:

10 (A) New budget authority,
11 \$25,153,000,000.

12 (B) Outlays, \$24,425,000,000.

13 Fiscal year 2008:

14 (A) New budget authority,
15 \$25,899,000,000.

16 (B) Outlays, \$25,127,000,000.

17 Fiscal year 2009:

18 (A) New budget authority,
19 \$26,503,000,000.

20 (B) Outlays, \$25,799,000,000.

21 Fiscal year 2010:

22 (A) New budget authority,
23 \$27,140,000,000.

24 (B) Outlays, \$26,435,000,000.

25 Fiscal year 2011:



1 (A) New budget authority,
2 \$27,800,000,000.

3 (B) Outlays, \$27,079,000,000.

4 Fiscal year 2012:

5 (A) New budget authority,
6 \$28,464,000,000.

7 (B) Outlays, \$27,735,000,000.

8 Fiscal year 2013:

9 (A) New budget authority,
10 \$29,134,000,000.

11 (B) Outlays, \$28,393,000,000.

12 (4) Energy (270):

13 Fiscal year 2003:

14 (A) New budget authority,
15 \$2,074,000,000.

16 (B) Outlays, \$439,000,000.

17 Fiscal year 2004:

18 (A) New budget authority,
19 \$2,583,000,000.


20 (B) Outlays, \$929,000,000.

21 Fiscal year 2005:

22 (A) New budget authority,
23 \$2,707,000,000.

24 (B) Outlays, \$962,000,000.

25 Fiscal year 2006:



1 (A) New budget authority,
2 \$2,609,000,000.

3 (B) Outlays, \$1,245,000,000.

4 Fiscal year 2007:

5 (A) New budget authority,
6 \$2,431,000,000.

7 (B) Outlays, \$1,023,000,000.

8 Fiscal year 2008:

9 (A) New budget authority,
10 \$2,988,000,000.

11 (B) Outlays, \$1,402,000,000.

12 Fiscal year 2009:

13 (A) New budget authority,
14 \$2,977,000,000.

15 (B) Outlays, \$1,663,000,000.

16 Fiscal year 2010:

17 (A) New budget authority,
18 \$3,085,000,000.


19 (B) Outlays, \$1,784,000,000.

20 Fiscal year 2011:

21 (A) New budget authority,
22 \$3,182,000,000.

23 (B) Outlays, \$1,957,000,000.

24 Fiscal year 2012:



1 (A) New budget authority,
2 \$3,289,000,000.

3 (B) Outlays, \$2,319,000,000.

4 Fiscal year 2013:

5 (A) New budget authority,
6 \$3,402,000,000.

7 (B) Outlays, \$2,295,000,000.

8 (5) Natural Resources and Environment (300):

9 Fiscal year 2003:

10 (A) New budget authority,
11 \$30,816,000,000.

12 (B) Outlays, \$28,940,000,000.

13 Fiscal year 2004:

14 (A) New budget authority,
15 \$29,237,000,000.

16 (B) Outlays, \$29,866,000,000.

17 Fiscal year 2005:

18 (A) New budget authority,
19 \$30,250,000,000.


20 (B) Outlays, \$30,274,000,000.

21 Fiscal year 2006:

22 (A) New budget authority,
23 \$30,940,000,000.

24 (B) Outlays, \$31,199,000,000.

25 Fiscal year 2007:



1 (A) New budget authority,
2 \$31,448,000,000.

3 (B) Outlays, \$31,331,000,000.

4 Fiscal year 2008:

5 (A) New budget authority,
6 \$32,224,000,000.

7 (B) Outlays, \$31,706,000,000.

8 Fiscal year 2009:

9 (A) New budget authority,
10 \$33,454,000,000.

11 (B) Outlays, \$32,835,000,000.

12 Fiscal year 2010:

13 (A) New budget authority,
14 \$34,421,000,000.

15 (B) Outlays, \$33,757,000,000.

16 Fiscal year 2011:

17 (A) New budget authority,
18 \$35,427,000,000.


19 (B) Outlays, \$34,741,000,000.

20 Fiscal year 2012:

21 (A) New budget authority,
22 \$36,343,000,000.

23 (B) Outlays, \$35,615,000,000.

24 Fiscal year 2013:



1 (A) New budget authority,
2 \$37,240,000,000.

3 (B) Outlays, \$36,590,000,000.

4 (6) Agriculture (350):

5 Fiscal year 2003:

6 (A) New budget authority,
7 \$24,418,000,000.

8 (B) Outlays, \$23,365,000,000.

9 Fiscal year 2004:

10 (A) New budget authority,
11 \$23,966,000,000.

12 (B) Outlays, \$23,356,000,000.

13 Fiscal year 2005:

14 (A) New budget authority,
15 \$26,144,000,000.

16 (B) Outlays, \$25,194,000,000.

17 Fiscal year 2006:

18 (A) New budget authority,
19 \$25,799,000,000.

20 (B) Outlays, \$24,987,000,000.

21 Fiscal year 2007:

22 (A) New budget authority,
23 \$25,113,000,000.

24 (B) Outlays, \$24,415,000,000.

25 Fiscal year 2008:



1 (A) New budget authority,
2 \$24,035,000,000.

3 (B) Outlays, \$23,523,000,000.

4 Fiscal year 2009:

5 (A) New budget authority,
6 \$24,239,000,000.

7 (B) Outlays, \$24,066,000,000.

8 Fiscal year 2010:

9 (A) New budget authority,
10 \$23,427,000,000.

11 (B) Outlays, \$23,496,000,000.

12 Fiscal year 2011:

13 (A) New budget authority,
14 \$22,985,000,000.

15 (B) Outlays, \$23,002,000,000.

16 Fiscal year 2012:

17 (A) New budget authority,
18 \$22,651,000,000.

19 (B) Outlays, \$22,627,000,000.

20 Fiscal year 2013:

21 (A) New budget authority,
22 \$22,433,000,000.

23 (B) Outlays, \$22,388,000,000.

24 (7) Commerce and Housing Credit (370):

25 Fiscal year 2003:



1 (A) New budget authority,
2 \$8,812,000,000.

3 (B) Outlays, \$5,881,000,000.

4 Fiscal year 2004:

5 (A) New budget authority,
6 \$7,401,000,000.

7 (B) Outlays, \$3,587,000,000.

8 Fiscal year 2005:

9 (A) New budget authority,
10 \$8,633,000,000.

11 (B) Outlays, \$4,059,000,000.

12 Fiscal year 2006:

13 (A) New budget authority,
14 \$8,145,000,000.

15 (B) Outlays, \$3,130,000,000.

16 Fiscal year 2007:

17 (A) New budget authority,
18 \$9,166,000,000.


19 (B) Outlays, \$3,365,000,000.

20 Fiscal year 2008:

21 (A) New budget authority,
22 \$8,628,000,000.

23 (B) Outlays, \$2,355,000,000.

24 Fiscal year 2009:



20

1 (A) New budget authority,
2 \$8,763,000,000.

3 (B) Outlays, \$2,486,000,000.

4 Fiscal year 2010:

5 (A) New budget authority,
6 \$8,737,000,000.

7 (B) Outlays, \$2,208,000,000.

8 Fiscal year 2011:

9 (A) New budget authority,
10 \$8,939,000,000.

11 (B) Outlays, \$1,858,000,000.

12 Fiscal year 2012:

13 (A) New budget authority,
14 \$9,029,000,000.

15 (B) Outlays, \$1,610,000,000.

16 Fiscal year 2013:

17 (A) New budget authority,
18 \$9,247,000,000.

19 (B) Outlays, \$1,840,000,000.


20 (8) Transportation (400):

21 Fiscal year 2003:

22 (A) New budget authority,
23 \$64,091,000,000.

24 (B) Outlays, \$67,847,000,000.

25 Fiscal year 2004:



1 (A) New budget authority,
2 \$65,416,000,000.

3 (B) Outlays, \$73,832,000,000.

4 Fiscal year 2005:

5 (A) New budget authority,
6 \$65,785,000,000.

7 (B) Outlays, \$69,861,000,000.

8 Fiscal year 2006:

9 (A) New budget authority,
10 \$66,691,000,000.

11 (B) Outlays, \$68,369,000,000.

12 Fiscal year 2007:

13 (A) New budget authority,
14 \$67,693,000,000.

15 (B) Outlays, \$68,293,000,000.

16 Fiscal year 2008:

17 (A) New budget authority,
18 \$68,647,000,000.


19 (B) Outlays, \$68,700,000,000.

20 Fiscal year 2009:

21 (A) New budget authority,
22 \$69,825,000,000.

23 (B) Outlays, \$69,604,000,000.

24 Fiscal year 2010:



1 (A) New budget authority,
2 \$71,016,000,000.

3 (B) Outlays, \$71,021,000,000.

4 Fiscal year 2011:

5 (A) New budget authority,
6 \$72,723,000,000.

7 (B) Outlays, \$72,573,000,000.

8 Fiscal year 2012:

9 (A) New budget authority,
10 \$74,432,000,000.

11 (B) Outlays, \$74,228,000,000.

12 Fiscal year 2013:

13 (A) New budget authority,
14 \$76,218,000,000.

15 (B) Outlays, \$75,924,000,000.

16 (9) Community and Regional Development
17 (450):

18 Fiscal year 2003:


19 (A) New budget authority,
20 \$12,251,000,000.

21 (B) Outlays, \$15,994,000,000.

22 Fiscal year 2004:

23 (A) New budget authority,
24 \$14,137,000,000.

25 (B) Outlays, \$15,923,000,000.



1 Fiscal year 2005:
2 (A) New budget authority,
3 \$14,355,000,000.
4 (B) Outlays, \$15,990,000,000.
5 Fiscal year 2006:
6 (A) New budget authority,
7 \$14,647,000,000.
8 (B) Outlays, \$15,120,000,000.
9 Fiscal year 2007:
10 (A) New budget authority,
11 \$14,968,000,000.
12 (B) Outlays, \$14,918,000,000.
13 Fiscal year 2008:
14 (A) New budget authority,
15 \$15,350,000,000.
16 (B) Outlays, \$14,500,000,000.
17 Fiscal year 2009:
18 (A) New budget authority,
19 \$15,701,000,000.
20 (B) Outlays, \$14,802,000,000.
21 Fiscal year 2010:
22 (A) New budget authority,
23 \$16,075,000,000.
24 (B) Outlays, \$15,146,000,000.
25 Fiscal year 2011:



1 (A) New budget authority,
2 \$16,467,000,000.

3 (B) Outlays, \$15,524,000,000.

4 Fiscal year 2012:

5 (A) New budget authority,
6 \$16,857,000,000.

7 (B) Outlays, \$15,892,000,000.

8 Fiscal year 2013:

9 (A) New budget authority,
10 \$17,255,000,000.

11 (B) Outlays, \$16,288,000,000.

12 (10) Education, Training, Employment, and
13 Social Services (500):

14 Fiscal year 2003:

15 (A) New budget authority,
16 \$86,169,000,000.

17 (B) Outlays, \$81,340,000,000.

18 Fiscal year 2004:


19 (A) New budget authority,
20 \$84,744,000,000.

21 (B) Outlays, \$85,702,000,000.

22 Fiscal year 2005:

23 (A) New budget authority,
24 \$84,376,000,000.

25 (B) Outlays, \$83,593,000,000.



1 Fiscal year 2006:

2 (A) New budget authority,
3 \$86,663,000,000.

4 (B) Outlays, \$84,632,000,000.

5 Fiscal year 2007:

6 (A) New budget authority,
7 \$88,640,000,000.

8 (B) Outlays, \$86,408,000,000.

9 Fiscal year 2008:

10 (A) New budget authority,
11 \$90,799,000,000.

12 (B) Outlays, \$88,343,000,000.

13 Fiscal year 2009:

14 (A) New budget authority,
15 \$92,377,000,000.

16 (B) Outlays, \$90,470,000,000.

17 Fiscal year 2010:

18 (A) New budget authority,
19 \$93,915,000,000.

20 (B) Outlays, \$92,151,000,000.

21 Fiscal year 2011:

22 (A) New budget authority,
23 \$95,812,000,000.

24 (B) Outlays, \$93,918,000,000.

25 Fiscal year 2012:



1 (A) New budget authority,
2 \$97,615,000,000.

3 (B) Outlays, \$95,694,000,000.

4 Fiscal year 2013:

5 (A) New budget authority,
6 \$99,516,000,000.

7 (B) Outlays, \$97,583,000,000.

8 (11) Health (550):

9 Fiscal year 2003:

10 (A) New budget authority,
11 \$221,878,000,000.

12 (B) Outlays, \$218,021,000,000.

13 Fiscal year 2004:

14 (A) New budget authority,
15 \$235,033,000,000.

16 (B) Outlays, \$235,408,000,000.

17 Fiscal year 2005:

18 (A) New budget authority,
19 \$248,561,000,000.


20 (B) Outlays, \$248,255,000,000.

21 Fiscal year 2006:

22 (A) New budget authority,
23 \$265,324,000,000.

24 (B) Outlays, \$264,811,000,000.

25 Fiscal year 2007:



1 (A) New budget authority,
2 \$284,054,000,000.

3 (B) Outlays, \$283,181,000,000.

4 Fiscal year 2008:

5 (A) New budget authority,
6 \$303,513,000,000.

7 (B) Outlays, \$302,371,000,000.

8 Fiscal year 2009:

9 (A) New budget authority,
10 \$323,793,000,000.

11 (B) Outlays, \$322,510,000,000.

12 Fiscal year 2010:

13 (A) New budget authority,
14 \$345,221,000,000.

15 (B) Outlays, \$343,935,000,000.

16 Fiscal year 2011:

17 (A) New budget authority,
18 \$370,172,000,000.


19 (B) Outlays, \$368,888,000,000.

20 Fiscal year 2012:

21 (A) New budget authority,
22 \$394,838,000,000.

23 (B) Outlays, \$393,580,000,000.

24 Fiscal year 2013:



1 (A) New budget authority,
2 \$423,165,000,000.

3 (B) Outlays, \$421,858,000,000.

4 (12) Medicare (570):

5 Fiscal year 2003:

6 (A) New budget authority,
7 \$248,586,000,000.

8 (B) Outlays, \$248,434,000,000.

9 Fiscal year 2004:

10 (A) New budget authority,
11 \$261,298,000,000.

12 (B) Outlays, \$261,621,000,000.

13 Fiscal year 2005:

14 (A) New budget authority,
15 \$275,475,000,000.

16 (B) Outlays, \$278,402,000,000.

17 Fiscal year 2006:

18 (A) New budget authority,
19 \$312,447,000,000.


20 (B) Outlays, \$309,300,000,000.

21 Fiscal year 2007:

22 (A) New budget authority,
23 \$332,020,000,000.

24 (B) Outlays, \$332,299,000,000.

25 Fiscal year 2008:



1 (A) New budget authority,
2 \$352,392,000,000.

3 (B) Outlays, \$352,287,000,000.

4 Fiscal year 2009:

5 (A) New budget authority,
6 \$372,165,000,000.

7 (B) Outlays, \$371,929,000,000.

8 Fiscal year 2010:

9 (A) New budget authority,
10 \$392,052,000,000.

11 (B) Outlays, \$392,309,000,000.

12 Fiscal year 2011:

13 (A) New budget authority,
14 \$420,691,000,000.

15 (B) Outlays, \$423,880,000,000.

16 Fiscal year 2012:

17 (A) New budget authority,
18 \$453,915,000,000.

19 (B) Outlays, \$450,312,000,000.

20 Fiscal year 2013:

21 (A) New budget authority,
22 \$490,497,000,000.

23 (B) Outlays, \$490,754,000,000.

24 (13) Income Security (600):

25 Fiscal year 2003:



1 (A) New budget authority,
2 \$326,588,000,000.

3 (B) Outlays, \$334,373,000,000.

4 Fiscal year 2004:

5 (A) New budget authority,
6 \$315,939,000,000.

7 (B) Outlays, \$321,576,000,000.

8 Fiscal year 2005:

9 (A) New budget authority,
10 \$326,452,000,000.

11 (B) Outlays, \$329,892,000,000.

12 Fiscal year 2006:

13 (A) New budget authority,
14 \$332,440,000,000.

15 (B) Outlays, \$334,883,000,000.

16 Fiscal year 2007:

17 (A) New budget authority,
18 \$337,235,000,000.


19 (B) Outlays, \$339,157,000,000.

20 Fiscal year 2008:

21 (A) New budget authority,
22 \$345,904,000,000.

23 (B) Outlays, \$347,149,000,000.

24 Fiscal year 2009:



1 (A) New budget authority,
2 \$354,493,000,000.

3 (B) Outlays, \$355,411,000,000.

4 Fiscal year 2010:

5 (A) New budget authority,
6 \$362,278,000,000.

7 (B) Outlays, \$363,059,000,000.

8 Fiscal year 2011:

9 (A) New budget authority,
10 \$376,326,000,000.

11 (B) Outlays, \$377,070,000,000.

12 Fiscal year 2012:

13 (A) New budget authority,
14 \$379,667,000,000.

15 (B) Outlays, \$380,403,000,000.

16 Fiscal year 2013:

17 (A) New budget authority,
18 \$393,564,000,000.

19 (B) Outlays, \$394,420,000,000.


20 (14) Social Security (650):

21 Fiscal year 2003:

22 (A) New budget authority,
23 \$13,255,000,000.

24 (B) Outlays, \$13,255,000,000.

25 Fiscal year 2004:



1 (A) New budget authority,
2 \$14,223,000,000.

3 (B) Outlays, \$14,222,000,000.

4 Fiscal year 2005:

5 (A) New budget authority,
6 \$15,330,000,000.

7 (B) Outlays, \$15,330,000,000.

8 Fiscal year 2006:

9 (A) New budget authority,
10 \$16,451,000,000.

11 (B) Outlays, \$16,451,000,000.

12 Fiscal year 2007:

13 (A) New budget authority,
14 \$17,975,000,000.

15 (B) Outlays, \$17,975,000,000.

16 Fiscal year 2008:

17 (A) New budget authority,
18 \$19,827,000,000.

19 (B) Outlays, \$19,827,000,000.

20 Fiscal year 2009:

21 (A) New budget authority,
22 \$21,982,000,000.

23 (B) Outlays, \$21,982,000,000.

24 Fiscal year 2010:



1 (A) New budget authority,
2 \$24,357,000,000.

3 (B) Outlays, \$24,357,000,000.

4 Fiscal year 2011:

5 (A) New budget authority,
6 \$28,235,000,000.

7 (B) Outlays, \$28,235,000,000.

8 Fiscal year 2012:

9 (A) New budget authority,
10 \$31,450,000,000.

11 (B) Outlays, \$31,450,000,000.

12 Fiscal year 2013:

13 (A) New budget authority,
14 \$34,481,000,000.

15 (B) Outlays, \$34,481,000,000.

16 (15) Veterans Benefits and Services (700):

17 Fiscal year 2003:

18 (A) New budget authority,
19 \$57,597,000,000.

20 (B) Outlays, \$57,486,000,000.

21 Fiscal year 2004:

22 (A) New budget authority,
23 \$60,710,000,000.

24 (B) Outlays, \$60,692,000,000.

25 Fiscal year 2005:



1 (A) New budget authority,
2 \$65,827,000,000.

3 (B) Outlays, \$65,329,000,000.

4 Fiscal year 2006:

5 (A) New budget authority,
6 \$63,976,000,000.

7 (B) Outlays, \$63,720,000,000.

8 Fiscal year 2007:

9 (A) New budget authority,
10 \$62,320,000,000.

11 (B) Outlays, \$62,014,000,000.

12 Fiscal year 2008:

13 (A) New budget authority,
14 \$65,655,000,000.

15 (B) Outlays, \$65,502,000,000.

16 Fiscal year 2009:

17 (A) New budget authority,
18 \$66,888,000,000.

19 (B) Outlays, \$66,644,000,000.

20 Fiscal year 2010:

21 (A) New budget authority,
22 \$68,158,000,000.

23 (B) Outlays, \$67,874,000,000.

24 Fiscal year 2011:



1 (A) New budget authority,
2 \$72,646,000,000.

3 (B) Outlays, \$72,350,000,000.

4 Fiscal year 2012:

5 (A) New budget authority,
6 \$69,805,000,000.

7 (B) Outlays, \$69,416,000,000.

8 Fiscal year 2013:

9 (A) New budget authority,
10 \$74,452,000,000.

11 (B) Outlays, \$74,132,000,000.

12 (16) Administration of Justice (750):

13 Fiscal year 2003:

14 (A) New budget authority,
15 \$38,543,000,000.

16 (B) Outlays, \$37,712,000,000.

17 Fiscal year 2004:

18 (A) New budget authority,
19 \$37,310,000,000.


20 (B) Outlays, \$40,895,000,000.

21 Fiscal year 2005:

22 (A) New budget authority,
23 \$37,673,000,000.

24 (B) Outlays, \$39,003,000,000.

25 Fiscal year 2006:



1 (A) New budget authority,
2 \$37,581,000,000.

3 (B) Outlays, \$38,026,000,000.

4 Fiscal year 2007:

5 (A) New budget authority,
6 \$37,963,000,000.

7 (B) Outlays, \$37,859,000,000.

8 Fiscal year 2008:

9 (A) New budget authority,
10 \$38,880,000,000.

11 (B) Outlays, \$38,633,000,000.

12 Fiscal year 2009:

13 (A) New budget authority,
14 \$39,839,000,000.

15 (B) Outlays, \$39,662,000,000.

16 Fiscal year 2010:

17 (A) New budget authority,
18 \$40,884,000,000.

19 (B) Outlays, \$40,696,000,000.

20 Fiscal year 2011:

21 (A) New budget authority,
22 \$42,152,000,000.

23 (B) Outlays, \$41,847,000,000.

24 Fiscal year 2012:



1 (A) New budget authority,
2 \$43,451,000,000.

3 (B) Outlays, \$43,124,000,000.

4 Fiscal year 2013:

5 (A) New budget authority,
6 \$44,800,000,000.

7 (B) Outlays, \$44,464,000,000.

8 (17) General Government (800):

9 Fiscal year 2003:

10 (A) New budget authority,
11 \$18,178,000,000.

12 (B) Outlays, \$18,103,000,000.

13 Fiscal year 2004:

14 (A) New budget authority,
15 \$19,768,000,000.

16 (B) Outlays, \$19,586,000,000.

17 Fiscal year 2005:

18 (A) New budget authority,
19 \$20,025,000,000.

20 (B) Outlays, \$20,213,000,000.

21 Fiscal year 2006:

22 (A) New budget authority,
23 \$19,654,000,000.

24 (B) Outlays, \$19,713,000,000.

25 Fiscal year 2007:



1 (A) New budget authority,
2 \$19,955,000,000.

3 (B) Outlays, \$19,716,000,000.

4 Fiscal year 2008:

5 (A) New budget authority,
6 \$19,760,000,000.

7 (B) Outlays, \$19,552,000,000.

8 Fiscal year 2009:

9 (A) New budget authority,
10 \$20,168,000,000.

11 (B) Outlays, \$19,761,000,000.

12 Fiscal year 2010:

13 (A) New budget authority,
14 \$20,572,000,000.

15 (B) Outlays, \$20,127,000,000.

16 Fiscal year 2011:

17 (A) New budget authority,
18 \$21,294,000,000.

19 (B) Outlays, \$20,826,000,000.

20 Fiscal year 2012:

21 (A) New budget authority,
22 \$22,039,000,000.

23 (B) Outlays, \$21,700,000,000.

24 Fiscal year 2013:



1 (A) New budget authority,
2 \$22,829,000,000.

3 (B) Outlays, \$22,323,000,000.

4 (18) Net Interest (900):

5 Fiscal year 2003:

6 (A) New budget authority,
7 \$239,741,000,000.

8 (B) Outlays, \$239,741,000,000.

9 Fiscal year 2004:

10 (A) New budget authority,
11 \$256,667,000,000.

12 (B) Outlays, \$256,667,000,000.

13 Fiscal year 2005:

14 (A) New budget authority,
15 \$303,803,000,000.

16 (B) Outlays, \$303,803,000,000.

17 Fiscal year 2006:

18 (A) New budget authority,
19 \$341,619,000,000.

20 (B) Outlays, \$341,619,000,000.

21 Fiscal year 2007:

22 (A) New budget authority,
23 \$366,538,000,000.

24 (B) Outlays, \$366,538,000,000.

25 Fiscal year 2008:



1 (A) New budget authority,
2 \$387,576,000,000.

3 (B) Outlays, \$387,576,000,000.

4 Fiscal year 2009:

5 (A) New budget authority,
6 \$407,629,000,000.

7 (B) Outlays, \$407,629,000,000.

8 Fiscal year 2010:

9 (A) New budget authority,
10 \$425,168,000,000.

11 (B) Outlays, \$425,168,000,000.

12 Fiscal year 2011:

13 (A) New budget authority,
14 \$443,855,000,000.

15 (B) Outlays, \$443,855,000,000.

16 Fiscal year 2012:

17 (A) New budget authority,
18 \$463,017,000,000.

19 (B) Outlays, \$463,017,000,000.

20 Fiscal year 2013:

21 (A) New budget authority,
22 \$478,803,000,000.

23 (B) Outlays, \$478,803,000,000.

24 (19) Allowances (920):

25 Fiscal year 2003:



1 (A) New budget authority, \$0.

2 (B) Outlays, \$0.

3 Fiscal year 2004:

4 (A) New budget authority,
5 – \$223,000,000.

6 (B) Outlays, – \$201,000,000.

7 Fiscal year 2005:

8 (A) New budget authority, \$0.

9 (B) Outlays, – \$9,000,000.

10 Fiscal year 2006:

11 (A) New budget authority, \$0.

12 (B) Outlays, – \$7,000,000.

13 Fiscal year 2007:

14 (A) New budget authority, \$0.

15 (B) Outlays, – \$4,000,000.

16 Fiscal year 2008:

17 (A) New budget authority, \$0.

18 (B) Outlays, \$0.

19 Fiscal year 2009:

20 (A) New budget authority, \$0.

21 (B) Outlays, \$0.

22 Fiscal year 2010:

23 (A) New budget authority, \$0.

24 (B) Outlays, \$0.

25 Fiscal year 2011:



1 (A) New budget authority, \$0.

2 (B) Outlays, \$0.

3 Fiscal year 2012:

4 (A) New budget authority, \$0.

5 (B) Outlays, \$0.

6 Fiscal year 2013:

7 (A) New budget authority, \$0.

8 (B) Outlays, \$0.

9 (20) Undistributed Offsetting Receipts (950):

10 Fiscal year 2003:

11 (A) New budget authority,

12 – \$41,104,000,000.

13 (B) Outlays, – \$41,104,000,000.

14 Fiscal year 2004:

15 (A) New budget authority,

16 – \$42,894,000,000.

17 (B) Outlays, – \$42,894,000,000.

18 Fiscal year 2005:

19 (A) New budget authority,

20 – \$52,598,000,000.


21 (B) Outlays, – \$52,598,000,000.

22 Fiscal year 2006:

23 (A) New budget authority,

24 – \$54,459,000,000.

25 (B) Outlays, – \$54,459,000,000.



1 Fiscal year 2007:

2 (A) New budget authority,
3 – \$51,535,000,000.

4 (B) Outlays, – \$51,535,000,000.

5 Fiscal year 2008:

6 (A) New budget authority,
7 – \$53,540,000,000.

8 (B) Outlays, – \$53,540,000,000.

9 Fiscal year 2009:

10 (A) New budget authority,
11 – \$52,609,000,000.

12 (B) Outlays, – \$52,609,000,000.

13 Fiscal year 2010:

14 (A) New budget authority,
15 – \$54,685,000,000.

16 (B) Outlays, – \$54,685,000,000.

17 Fiscal year 2011:

18 (A) New budget authority,
19 – \$56,841,000,000.

20 (B) Outlays, – \$56,841,000,000.

21 Fiscal year 2012:

22 (A) New budget authority,
23 – \$59,025,000,000.

24 (B) Outlays, – \$59,025,000,000.

25 Fiscal year 2013:



1 (A) New budget authority,
2 — \$61,229,000,000.

3 (B) Outlays, — \$61,229,000,000.

4 **TITLE II—RECONCILIATION**

5 **SEC. 201. RECONCILIATION IN THE HOUSE OF REPRESENT-**
6 **ATIVES.**

7 (a) SUBMISSION PROVIDING FOR ECONOMIC
8 GROWTH AND TAX SIMPLIFICATION AND FAIRNESS.—


9 (1) IN GENERAL.—Not later than April 11,
10 2003, the House committees named in paragraph
11 (2) shall submit their recommendations to the House
12 Committee on the Budget. After receiving those rec-
13 ommendations, the House Committee on the Budget
14 shall report to the House a reconciliation bill car-
15 rying out all such recommendations without any sub-
16 stantive revision.

17 (2) INSTRUCTIONS.—

18 (A) COMMITTEE ON WAYS AND MEANS.—

19 The House Committee on Ways and Means
20 shall report changes in law within its jurisdic-
21 tion sufficient to—

22 (1) reduce the total level of revenues
23 by not more than: \$35,420,000,000 for fis-
24 cal year 2003, \$112,785,000,000 for fiscal
25 year 2004, \$387,719,000,000 for the pe-



1 riod of fiscal years 2004 through 2008,
2 and \$662,874,000,000 for the period of
3 fiscal years 2004 through 2013; and


4 (2) increase the level of direct spend-
5 ing for that committee by \$4,380,000,000
6 in outlays for fiscal year 2003,
7 \$1,111,000,000 in outlays for fiscal year
8 2004, \$17,393,000,000 in outlays for the
9 period of fiscal years 2004 through 2008,
10 and \$23,096,000,000 in outlays for the pe-
11 riod of fiscal years 2004 through 2013.

12 (B) COMMITTEE ON EDUCATION AND THE
13 WORKFORCE.—The House Committee on Edu-
14 cation and the Workforce shall report changes
15 in laws within its jurisdiction sufficient to in-
16 crease the level of direct spending for that com-
17 mittee by \$3,600,000,000 in new budget au-
18 thority for fiscal year 2003 and outlays flowing
19 therefrom.

20 (b) SUBMISSIONS PROVIDING FOR THE ELIMINATION
21 OF WASTE, FRAUD, AND ABUSE IN MANDATORY PRO-
22 GRAMS.—

23 (1) IN GENERAL.—Not later than July 18,
24 2003, the House committees named in paragraph

25 (2) shall submit their recommendations to the House




1 Committee on the Budget. After receiving those rec-
2 ommendations, the House Committee on the Budget
3 shall report to the House a reconciliation bill car-
4 rying out all such recommendations without any sub-
5 stantive revision.

6 (2) INSTRUCTIONS.—

7 (A) COMMITTEE ON AGRICULTURE.—The
8 House Committee on Agriculture shall report
9 changes in laws within its jurisdiction sufficient
10 to reduce the level of direct spending for that
11 committee by \$618,000,000 in outlays for fiscal
12 year 2004, \$5,696,000,000 in outlays for the
13 period of fiscal years 2004 through 2008, and
14 \$19,171,000,000 in outlays for the period of
15 fiscal years 2004 through 2013.


16 (B) COMMITTEE ON EDUCATION AND THE
17 WORKFORCE.—The House Committee on Edu-
18 cation and the Workforce shall report changes
19 in laws within its jurisdiction sufficient to re-
20 duce the level of direct spending for that com-
21 mittee by \$269,000,000 in outlays for fiscal
22 year 2004, \$2,675,000,000 in outlays for the
23 period of fiscal years 2004 through 2008, and
24 \$9,701,000,000 in outlays for the period of fis-
25 cal years 2004 through 2013.



1 (C) COMMITTEE ON ENERGY AND COM-
2 MERCE.—The House Committee on Energy and
3 Commerce shall report changes in laws within
4 its jurisdiction sufficient to increase the level of
5 direct spending for that committee by
6 \$105,482,000,000 in outlays for the period of
7 fiscal years 2004 through 2008 and
8 \$289,436,000,000 in outlays for the period of
9 fiscal years 2004 through 2013.

10 (D) COMMITTEE ON FINANCIAL SERV-
11 ICES.—The House Committee on Financial
12 Services shall report changes in laws within its
13 jurisdiction sufficient to reduce the level of di-
14 rect spending for that committee by
15 \$13,000,000 in new budget authority for fiscal
16 year 2004, \$126,000,000 in new budget author-
17 ity for the period of fiscal years 2004 through
18 2008, and \$144,000,000 in new budget author-
19 ity for the period of fiscal years 2004 through
20 2013.


21 (E) COMMITTEE ON GOVERNMENT RE-
22 FORM.—The House Committee on Government
23 Reform shall report changes in laws within its
24 jurisdiction sufficient to reduce the level of di-
25 rect spending for that committee by



1 \$1,104,000,000 in outlays for fiscal year 2004,
2 \$10,680,000,000 in outlays for the period of
3 fiscal years 2004 through 2008, and
4 \$39,464,000,000 in outlays for the period of
5 fiscal years 2004 through 2013.

6 (F) COMMITTEE ON HOUSE ADMINISTRA-
7 TION.—The House Committee on House Ad-
8 ministration shall report changes in laws within
9 its jurisdiction sufficient to reduce the level of
10 direct spending for that committee by
11 \$5,000,000 in outlays for fiscal year 2004,
12 \$28,000,000 in outlays for the period of fiscal
13 years 2004 through 2008, and \$91,000,000 in
14 outlays for the period of fiscal years 2004
15 through 2013.

16 (G) COMMITTEE ON INTERNATIONAL RE-
17 LATIONS.—The House Committee on Inter-
18 national Relations shall report changes in laws
19 within its jurisdiction sufficient to reduce the
20 level of direct spending for that committee by
21 \$161,000,000 in outlays for fiscal year 2004,
22 \$1,333,000,000 in outlays for the period of fis-
23 cal years 2004 through 2008, and
24 \$4,605,000,000 in outlays for the period of fis-
25 cal years 2004 through 2013.



1 (H) COMMITTEE ON THE JUDICIARY.—

2 The House Committee on the Judiciary shall
3 report changes in laws within its jurisdiction
4 sufficient to reduce the level of direct spending
5 for that committee by \$88,000,000 in outlays
6 for fiscal year 2004, \$749,000,000 in outlays
7 for the period of fiscal years 2004 through
8 2008, and \$2,475,000,000 in outlays for the
9 period of fiscal years 2004 through 2013.

10 (I) COMMITTEE ON RESOURCES.—The
11 House Committee on Resources shall report
12 changes in laws within its jurisdiction sufficient
13 to reduce the level of direct spending for that
14 committee by \$40,000,000 in outlays for fiscal
15 year 2004, \$354,000,000 in outlays for the pe-
16 riod of fiscal years 2004 through 2008, and
17 \$1,137,000,000 in outlays for the period of fis-
18 cal years 2004 through 2013.

19 (J) COMMITTEE ON SCIENCE.—The House
20 Committee on Science shall report changes in
21 laws within its jurisdiction sufficient to reduce
22 the level of direct spending for that committee
23 by \$1,000,000 in outlays for fiscal year 2004,
24 \$6,000,000 in outlays for the period of fiscal
25 years 2004 through 2008, and \$15,000,000 in




1 outlays for the period of fiscal years 2004
2 through 2013.

3 (K) COMMITTEE ON SMALL BUSINESS.—

4 The House Committee on Small Business shall
5 report changes in laws within its jurisdiction
6 sufficient to reduce the level of direct spending
7 for that committee by \$0 in outlays for fiscal
8 year 2004, \$0 in outlays for the period of fiscal
9 years 2004 through 2008, and \$0 in outlays for
10 the period of fiscal years 2004 through 2013.

11 (L) COMMITTEE ON TRANSPORTATION AND
12 INFRASTRUCTURE.—The House Committee on
13 Transportation and Infrastructure shall report
14 changes in laws within its jurisdiction sufficient
15 to reduce the level of direct spending for that
16 committee by \$192,000,000 in outlays for fiscal
17 year 2004, \$1,798,000,000 in outlays for the
18 period of fiscal years 2004 through 2008, and
19 \$6,087,000,000 in outlays for the period of fis-
20 cal years 2004 through 2013.


21 (M) COMMITTEE ON VETERANS' AF-
22 FAIRS.—The House Committee on Veterans'
23 Affairs shall report changes in laws within its
24 jurisdiction sufficient to reduce the level of di-
25 rect spending for that committee by



1 \$463,000,000 in outlays for fiscal year 2004,
2 \$4,347,000,000 in outlays for the period of fis-
3 cal years 2004 through 2008, and
4 \$15,062,000,000 in outlays for the period of
5 fiscal years 2004 through 2013.

6 (N) COMMITTEE ON WAYS AND MEANS.—
7 The House Committee on Ways and Means
8 shall report changes in laws within its jurisdic-
9 tion sufficient to increase the level of direct
10 spending for that committee by
11 \$65,213,000,000 in outlays for the period of
12 fiscal years 2004 through 2008 and
13 \$138,223,000,000 in outlays for the period of
14 fiscal years 2004 through 2013.

15 (O) SPECIAL RULE.—In the House, not-
16 withstanding subparagraphs (C) and (N), no
17 reconciliation bill reported under this subsection
18 may be considered if the net effect of the legis-
19 lation submitted by committees under such sub-
20 paragraphs increases the deficits by more than
21 \$39,195,000,000 for the period of fiscal years
22 2004 through 2008 and \$27,659,000,000 for
23 the period of fiscal years 2004 through 2013.
24 The chairman of the Committee on the Budget
25 shall make the applicable adjustments in rec-



1 conciliation instructions, allocations, and budget
2 aggregates, and in so doing may take into ac-
3 count any other medicare reform legislation en-
4 acted after the adoption of this resolution.

5 **TITLE III—RESERVE FUNDS**

6 **Subtitle A—Reserve Funds for Leg-**
7 **islation Assumed in Budget Ag-**
8 **gregates**


9 **SEC. 301. RESERVE FUND FOR MEDICAID.**

10 In the House, if the Committee on Energy and Com-
11 merce reports a bill or joint resolution, or if an amend-
12 ment thereto is offered or a conference report thereon is
13 submitted, that—

14 (1) modernizes medicaid and the State Chil-
15 dren's Health Insurance Program (SCHIP), and

16 (2) reduces new budget authority and outlays
17 flowing therefrom by \$9,010,000,000 for fiscal years
18 2009 through 2013,

19 the chairman of the Committee on the Budget may in-
20 crease allocations of new budget authority and outlays for
21 that committee (and make other appropriate changes in
22 budgetary aggregates) by the amount provided by that
23 measure for that purpose, but not to exceed
24 \$3,258,000,000 in new budget authority and outlays for
25 fiscal year 2004 and \$8,944,000,000 in new budget au-



1 thority and outlays for the period of fiscal years 2004
2 through 2008.


3 **SEC. 302. RESERVE FUND FOR BIOSHIELD.**

4 In the House, if the appropriate committee of juris-
5 diction reports a bill or joint resolution, or if an amend-
6 ment thereto is offered or a conference report thereon is
7 submitted, that establishes a program to accelerate the re-
8 search, development, and purchase of biomedical threat
9 countermeasures and—

10 (1) such measure provides new budget authority
11 to carry out such program; or

12 (2) such measure authorizes discretionary new
13 budget authority to carry out such program and the
14 Committee on Appropriations reports a bill or joint
15 resolution that provides new budget authority to
16 carry out such program,

17 the chairman of the Committee on the Budget may revise
18 the allocations for the committee providing such new
19 budget authority, and other appropriate levels in this reso-
20 lution, by the amount provided for that purpose, but, in
21 the case of a measure described in paragraph (1), not to
22 exceed \$890,000,000 in new budget authority for fiscal
23 year 2004 and outlays flowing therefrom and
24 \$3,418,000,000 in new budget authority for the period of
25 fiscal years 2004 through 2008 and outlays flowing there-



1 from or, in the case of a measure described in paragraph
2 (2), not to exceed \$890,000,000 in new budget authority
3 for fiscal year 2004 and outlays flowing therefrom. Not-
4 withstanding the preceding sentence, the total such revi-
5 sion for fiscal year 2004 may not exceed \$890,000,000
6 in new budget authority and outlays flowing therefrom.

7 **Subtitle B—Contingency Procedure**
8 **for Legislation Not Assumed in**
9 **Budget Aggregates**

10 **SEC. 311. CONTINGENCY PROCEDURE FOR SURFACE**
11 **TRANSPORTATION.**


12 (a) COMMITTEE ON TRANSPORTATION AND INFRA-
13 STRUCTURE.—In the House, if the Committee on Trans-
14 portation and Infrastructure reports a bill or joint resolu-
15 tion, or if an amendment thereto is offered or a conference
16 report thereon is submitted, that provides new budget au-
17 thority for the budget accounts or portions thereof in the
18 highway and transit categories as defined in sections
19 250(c)(4)(B) and (C) of the Balanced Budget and Emer-
20 gency Deficit Control Act of 1985 in excess of the fol-
21 lowing amounts:

- 22 (1) for fiscal year 2004: \$39,235,000,000,
23 (2) for fiscal year 2005: \$39,886,000,000,
24 (3) for fiscal year 2006: \$40,602,000,000,
25 (4) for fiscal year 2007: \$41,319,000,000, or



1 (5) for fiscal year 2008: \$42,102,000,000,
2 and the amount of such excess in each such year is offset
3 by reductions in the deficit caused by such legislation or
4 any previously enacted legislation that changes direct
5 spending from, or receipts subsequently appropriated to,
6 the Highway Trust Fund, the chairman of the Committee
7 on the Budget may increase the allocation of new budget
8 authority for such committee by the amount of such excess
9 for fiscal year 2004 and by the total amount of such ex-
10 cesses for the period of fiscal years 2004 through 2008
11 and make the necessary offsetting adjustments in the ap-
12 propriate budget aggregates and allocations.

13 (b) COMMITTEE ON APPROPRIATIONS.—In the
14 House, if the Committee on Appropriations reports a bill
15 or joint resolution, or if an amendment thereto is offered
16 or a conference report thereon is submitted, that estab-
17 lishes obligation limitations that in total are in excess of
18 \$38,496,000,000 for fiscal year 2004, but not to exceed
19 the amount of such excess that was offset pursuant to sub-
20 section (a), for programs, projects, and activities within
21 the highway and transit categories as defined in sections
22 250(c)(4)(B) and (C) of the Balanced Budget and Emer-
23 gency Deficit Control Act of 1985 and if legislation has
24 been enacted that satisfies the conditions set forth in sub-
25 section (a) for such fiscal year, the chairman of the Com-



1 mittee on the Budget may increase the allocation of out-
2 lays for such fiscal year for the Committee on Appropria-
3 tions by the amount of outlays that corresponds to such
4 excess obligation limitations.

5 **Subtitle C—Implementation of**
6 **Reserve Funds**

7 **SEC. 321. APPLICATION AND EFFECT OF CHANGES IN ALLO-**
8 **CATIONS AND AGGREGATES.**

9 (a) APPLICATION.—Any adjustments of allocations
10 and aggregates made pursuant to this resolution shall—

11 (1) apply while that measure is under consider-
12 ation;


13 (2) take effect upon the enactment of that
14 measure; and

15 (3) be published in the Congressional Record as
16 soon as practicable.

17 (b) EFFECT OF CHANGED ALLOCATIONS AND AG-
18 GREGATES.—Revised allocations and aggregates resulting
19 from these adjustments shall be considered for the pur-
20 poses of the Congressional Budget Act of 1974 as alloca-
21 tions and aggregates contained in this resolution.

22 (c) BUDGET COMMITTEE DETERMINATIONS.—For
23 purposes of this resolution—

24 (1) the levels of new budget authority, outlays,
25 direct spending, new entitlement authority, revenues,



1 deficits, and surpluses for a fiscal year or period of
2 fiscal years shall be determined on the basis of esti-
3 mates made by the Committee on the Budget; and

4 (2) such chairman may make any other nec-
5 essary adjustments to such levels to carry out this
6 resolution.


7 **TITLE IV—BUDGET** 8 **ENFORCEMENT**

9 **SEC. 401. RESTRICTIONS ON ADVANCE APPROPRIATIONS IN** 10 **THE HOUSE.**

11 (a) IN GENERAL.—(1) In the House, except as pro-
12 vided in subsection (b), an advance appropriation may not
13 be reported in a bill or joint resolution making a general
14 appropriation or continuing appropriation, and may not
15 be in order as an amendment thereto.

16 (2) Managers on the part of the House may not agree
17 to a Senate amendment that would violate paragraph (1)
18 unless specific authority to agree to the amendment first
19 is given by the House by a separate vote with respect
20 thereto.

21 (b) EXCEPTION.—In the House, an advance appro-
22 priation may be provided for fiscal year 2005 for pro-
23 grams, projects, activities or accounts identified in the
24 joint explanatory statement of managers accompanying
25 this resolution under the heading “Accounts Identified for



1 Advance Appropriations” in an aggregate amount not to
2 exceed \$23,178,000,000 in new budget authority.

3 (c) DEFINITION.—In this section, the term “advance
4 appropriation” means any discretionary new budget au-
5 thority in a bill or joint resolution making general appro-
6 priations or continuing appropriations for fiscal year 2004
7 that first becomes available for any fiscal year after 2004.

8 **SEC. 402. COMPLIANCE WITH SECTION 13301 OF THE BUDG-**
9 **ET ENFORCEMENT ACT OF 1990.**

10 (a) IN GENERAL.—In the House, notwithstanding
11 section 302(a)(1) of the Congressional Budget Act of
12 1974 and section 13301 of the Budget Enforcement Act
13 of 1990, the joint explanatory statement accompanying
14 the conference report on any concurrent resolution on the
15 budget shall include in its allocation under section 302(a)
16 of the Congressional Budget Act of 1974 to the Committee
17 on Appropriations amounts for the discretionary adminis-
18 trative expenses of the Social Security Administration.

19 (b) SPECIAL RULE.—In the House, for purposes of
20 applying section 302(f) of the Congressional Budget Act
21 of 1974, estimates of the level of total new budget author-
22 ity and total outlays provided by a measure shall include
23 any discretionary amounts provided for the Social Security
24 Administration.

